

Saving lists of products and figures of interest

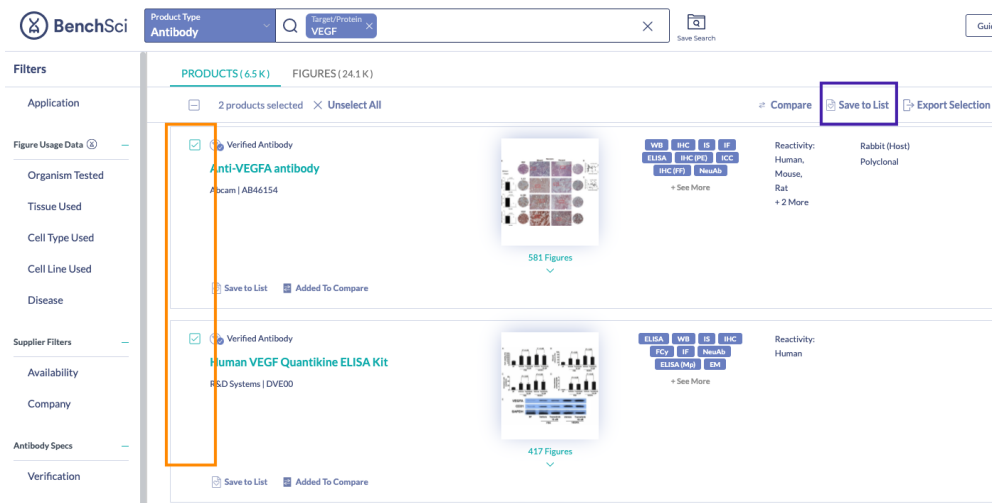
Last Modified on 30/11/2022 11:22 am EST

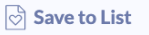
Build custom lists of product and figure search results

There are several ways to [compare](#) and add products/figures of interest to a *Saved List*. After building a custom list, you can export specs for selected products in a .CSV file. Saving and [exporting lists](#) helps make sharing your search results with colleagues, assembling flow cytometry panels, and keeping Electronic Lab Notebook records easier.


How to: Save a list of products

There are a few different ways to build a list of products that you may want to investigate further for your experiment. Select several products of interest on the **Product** results page using the checkboxes beside the product and click **Save to List**. You can choose to add the products to existing lists or create a new one.




Alternatively, you can click  **Save to List** within a product's page to add them to a new or existing list. This allows you to easily build your lists throughout your search and between search sessions.

How to: Save a list of figures

You can also save figures of interest into a list by clicking the  icon while on the **Figures** results page, or in the figure modal. This allows you to easily build your lists throughout your search and between search sessions.


Hovering over a figure on Figure results page


In figure modal



How to: Review Saved Lists

Click the  icon in the top right corner to view your *Saved Lists* to review and manage your list of saved *Product* and *Figure* lists.

 **Saved Lists**

 Product Lists	
Product List PCNA Nov 15	19 Products
Test	20 Products
 Figure Lists	
Figure list PCNA	2 Figures