

How to create an account

Last Modified on 29/05/2024 4:12 pm EDT

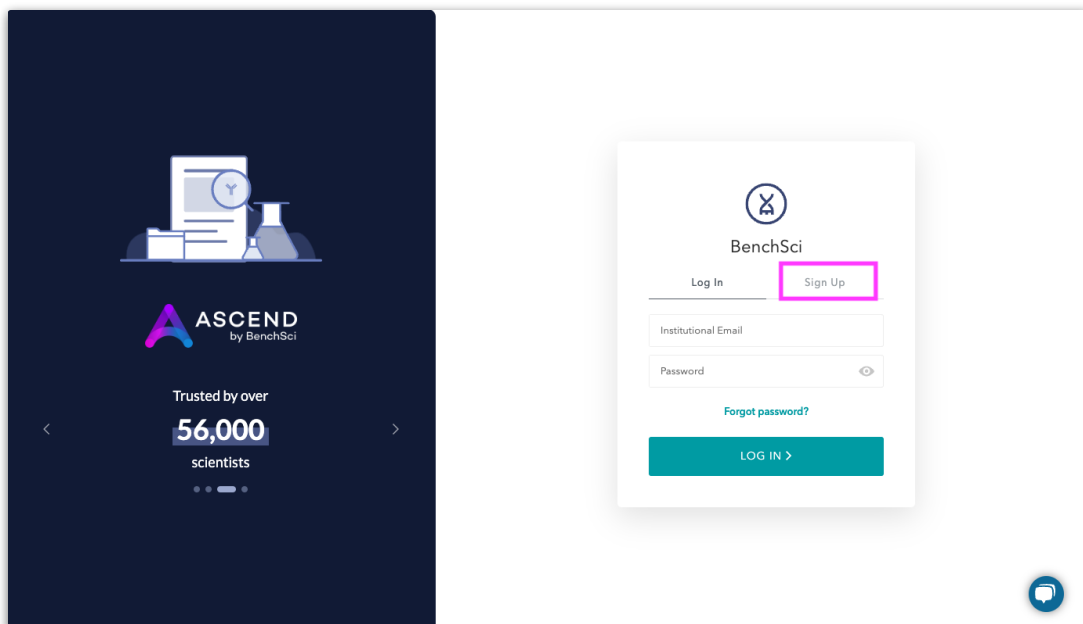
Thank you for your interest in creating an account!

Please email support@benchsci.com if you have any questions!


1. Go to signup/login page: app.benchsci.com

[Check out this article to learn more](#) about eligibility to sign up for an account. Select industry customers have enabled single sign-on (SSO) to access the platform with institutional credentials. [Click here to learn more.](#)

2. Click "Sign up"



3. Enter your institutional email address and name



BenchSci

Log In Sign Up

employee.name.test@benchsci.com

.....

Employee


Name

SIGN UP >


4. Create a secure password

- Your password must contain:
- ✓ At least 8 characters
 - ✓ At least 3 of the following:
 - ✓ Lower case letters (a-z)
 - ✓ Upper case letters (A-Z)
 - ✓ Numbers (0-9)
 - ✓ Special characters (ex. !@#\$%^&*)

5. Verify your email address: An activation email will be sent to your email inbox



Check Your Email!

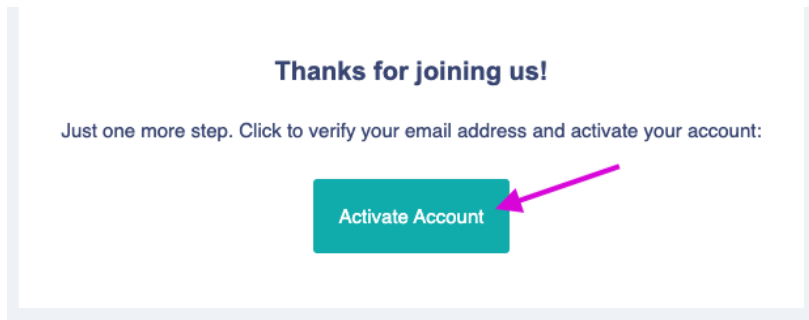


We've sent an email to employee.name.test2@benchsci.com with instructions to verify and access your account.

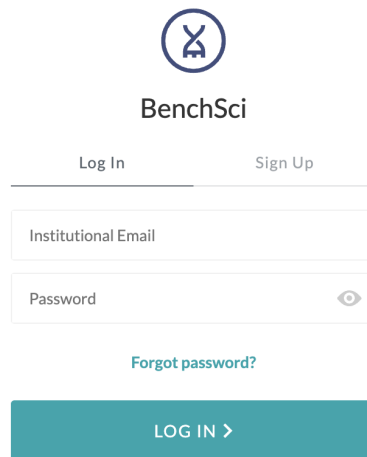
[Back to Login](#)

Be sure to check your spam folder for an email from support@benchsci.com.
Didn't receive it? Email support@benchsci.com or chat with us.

6. Open the email and click "Activate Account"

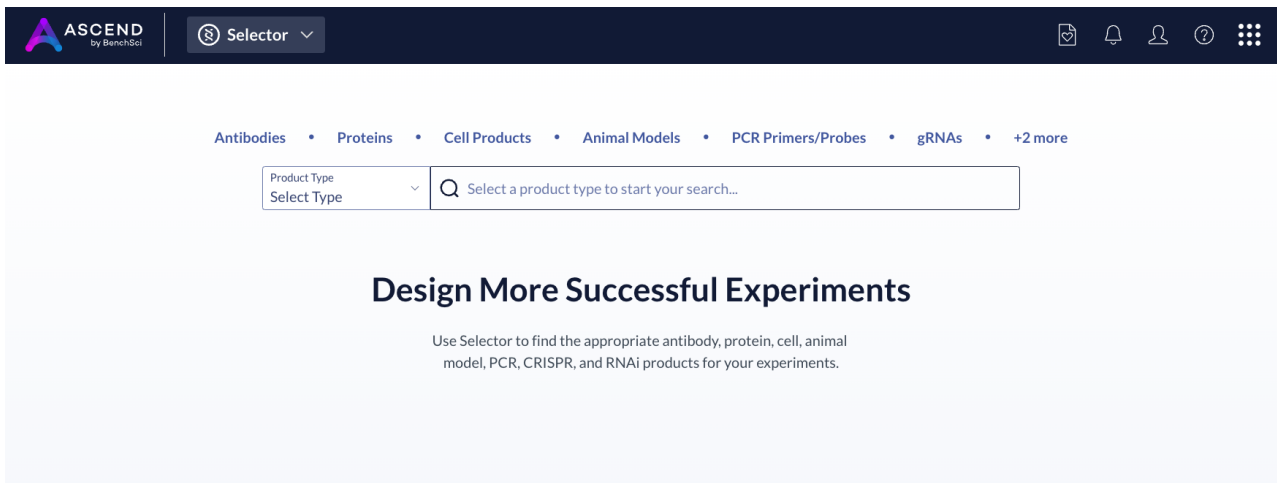


7. You're ready to log into ASCEND: app.benchsci.com



8. Start searching!

Note: This landing page may look different depending on the type of user (industry/academic) and access you have.



Get Actionable, Experiment-Specific Insights

Easily access data on more than 70 million products and their use across 84 million experiments. Leverage insights from the published literature to select products that have been proven to work in experiments similar to your own.

