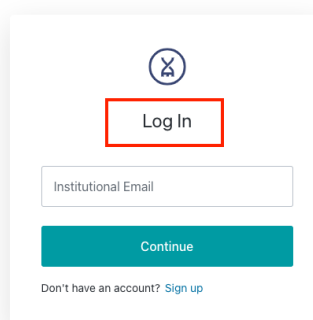
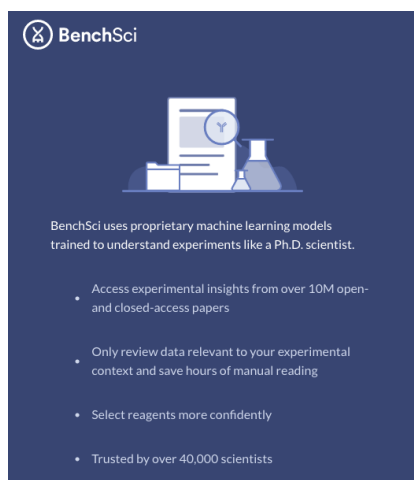


Issues logging in or signing up?

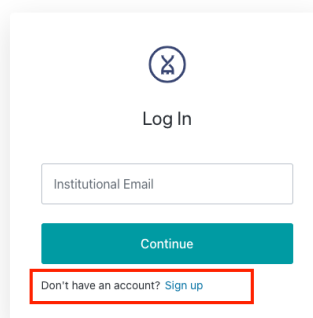
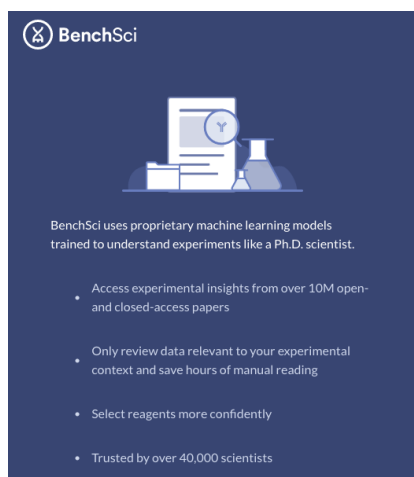
Last Modified on 22/06/2021 12:34 pm EDT

If you already have an account, please log in

- On the [home page to access the BenchSci platform](#), you will be asked to log in with your email address and password
- If you are having trouble with your email, please ensure that the spelling of your email address is correct
- If you are having trouble with your password, can you reset your password ([more info here](#))




If you do not have an account yet, click "Sign up"

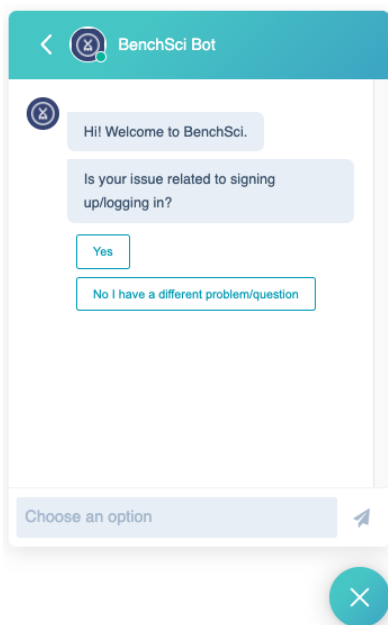


If you are seeing an error about an invalid institutional email domain

1. Check to see that the spelling of your email address (particularly the email domain) is correct
2. Does your institution have access? - take a look at [this article](#) for more information
3. Try clearing your browser's cache or use an incognito window if your email domain is not being recognized (and you expect it to be)

Please feel free to reach out if you are still having trouble!

If you are having any trouble, please let us know through the chat bubble  at the bottom right side of your window.



You can also get in touch with us through these other methods:

1. Send an email to our Scientific Support team at support@benchsci.com

We use cookies on our website to make your browsing experience better. By using the site, you agree to use our cookies [Learn more](#)

Accept